



Department of Human Settlements and Urban Developments  
 HUMAN SETTLEMENTS ALLOCATION COMMISSION  
 CONSOLIDATED  
 Organizational Code(UAC):  
 Fund:

STATEMENT OF APPROPRIATIONS, ALLOTMENTS, OBLIGATIONS, DISBURSEMENTS AND BALANCES  
 As at the Quarter ending MARCH 31, 2020

Department of Human Settlements and Urban Developments  
 HUMAN SETTLEMENTS ALLOCATION COMMISSION  
 CONSOLIDATED  
 Organizational Code(UAC):  
 Fund:

PARTICULARS	APPROPRIATIONS				ALLOTMENTS				CURRENT YEAR OBLIGATIONS				CURRENT YEAR DISBURSEMENTS				BALANCES						
	UAC Code	Authorized Appropriation	Adjusted Appropriations	Adjustments (Modification/Amendment)	Transfer to	Transfer from	Adjusted Total Allotments	1st Quarter ending March 31	2nd Quarter ending June 30	3rd Quarter ending Sept 30	4th Quarter ending Dec 30	Total	1st Quarter ending March 31	2nd Quarter ending June 30	3rd Quarter ending Sept 30	4th Quarter ending Dec 30	Total	Unenclosed and Appro'n	Unenclosed Allotments	Unpaid Obligation (U.S. 2017-23-24) Dir & Net 1st Quak Demisable			
1. Automatic Appropriations	2	3	4	5-8-4	6	7	8	9	10-(6)-(7)+(8)+(9)	11	12	13	14	15-(11)-(12)-(13)-(14)	16	17	18	19	20-(16)-(17)-(18)-(19)	21-5-10	22-(10-19)	23	24
Sub-total Automatic Appropriations		9,519,000.00	9,519,000.00	0.00	0.00	0.00	0.00	0.00	9,519,000.00	2,853,221.31	0.00	0.00	0.00	2,853,221.31	2,141,544.79	0.00	0.00	0.00	2,141,544.79	0.00	6,885,778.69	511,076.52	0.00
Sub-total Special Purpose Fund		0.00	0.00	0.00	0.00	0.00	0.00	0.00	0.00	0.00	0.00	0.00	0.00	0.00	0.00	0.00	0.00	0.00	0.00	0.00	0.00	0.00	0.00
Sub-total Special Purpose Fund		0.00	0.00	0.00	0.00	0.00	0.00	0.00	0.00	0.00	0.00	0.00	0.00	0.00	0.00	0.00	0.00	0.00	0.00	0.00	0.00	0.00	0.00
GRAND TOTAL		242,093,000.00	242,093,000.00	0.00	0.00	0.00	0.00	0.00	242,093,000.00	37,750,810.88	0.00	0.00	0.00	37,750,810.88	27,593,726.84	0.00	0.00	0.00	27,593,726.84	0.00	207,313,367.12	7,812,064.53	0.00
Recapitulation by MFC:		112,597,000.00	112,597,000.00	0.00	0.00	0.00	0.00	0.00	112,597,000.00	32,861,832.14	0.00	0.00	0.00	32,861,832.14	27,593,726.84	0.00	0.00	0.00	27,593,726.84	0.00	79,736,097.86	5,286,206.30	0.00
OF WHICH:		139,484,000.00	139,484,000.00	0.00	0.00	0.00	0.00	0.00	139,484,000.00	2,888,698.74	0.00	0.00	0.00	2,888,698.74	344,835.51	0.00	0.00	0.00	344,835.51	0.00	137,677,301.26	2,543,863.21	0.00
Recapitulation by MFC:		55,173,000.00	55,173,000.00	0.00	0.00	0.00	0.00	0.00	55,173,000.00	8,093,869.71	0.00	0.00	0.00	8,093,869.71	6,090,812.24	0.00	0.00	0.00	6,090,812.24	0.00	49,079,090.29	63,957.47	0.00

Certified Correct:   
 Markwin J. Winton  
 Chief Accountant  
 Date: \_\_\_\_\_

Recommending Approval By:   
 Melzar V. Sancia  
 Executive Commissioner  
 Date: \_\_\_\_\_

Approved By:   
 Melzar V. Sancia  
 Executive Commissioner  
 Date: \_\_\_\_\_





Department of Human Settlements and Urban Developments  
 HUMAN SETTLEMENTS ADJUDICATION COMMISSION  
 Consolidated  
 Organizational Code(UACS):  
 Fund:


SUMMARY OF APPROPRIATIONS, ALLOTMENTS, OBLIGATIONS, DISBURSEMENTS AND BALANCES BY OBJECT OF EXPENDITURES  
 As at the Quarter ending 31 MARCH 2020

Current Year Appropriations  
 Supplemental Appropriations  
 Continuing Appropriations

PARTICULARS	UACS Code	CURRENT YEAR DISBURSEMENTS										BALANCE		
		1st Quarter ending March 31	2nd Quarter ending June 30	3rd Quarter ending Sept. 30	4th Quarter ending Dec. 30	Total	1st Quarter ending March 31	2nd Quarter ending June 30	3rd Quarter ending Sept. 30	4th Quarter ending Dec. 30	Total	Unsettled Appropriations	Unsettled Obligations (Not Yet Due & Demandable)	
RM - Machinery	502135001	0.00	0.00	0.00	0.00	0.00	0.00	0.00	0.00	0.00	0.00	0.00	0.00	0.00
RM - Office Equipments	502135002	204,000.00	0.00	0.00	0.00	0.00	0.00	0.00	0.00	0.00	0.00	204,000.00	0.00	0.00
RM - ICT Equipments	502135003	430,000.00	0.00	0.00	0.00	0.00	0.00	0.00	0.00	0.00	0.00	430,000.00	0.00	0.00
RM - Motor Vehicles	502135004	2,144,000.00	0.00	0.00	0.00	0.00	0.00	0.00	0.00	0.00	0.00	2,144,000.00	0.00	0.00
RM - Furniture and Fixture	502135005	612,000.00	0.00	0.00	0.00	0.00	0.00	0.00	0.00	0.00	0.00	612,000.00	0.00	0.00
Travel, Dues & Licenses	502135006	126,000.00	0.00	0.00	0.00	0.00	0.00	0.00	0.00	0.00	0.00	126,000.00	0.00	0.00
Health & Bond Premium	502135007	792,000.00	0.00	0.00	0.00	0.00	0.00	0.00	0.00	0.00	0.00	792,000.00	0.00	0.00
Insurance Expenses	502135008	5,717,000.00	0.00	0.00	0.00	0.00	0.00	0.00	0.00	0.00	0.00	5,717,000.00	0.00	0.00
Advertising Expenses	502135009	1,392,000.00	0.00	0.00	0.00	0.00	0.00	0.00	0.00	0.00	0.00	1,392,000.00	0.00	0.00
Printing & Publication Expenses	502135010	1,555,000.00	0.00	0.00	0.00	0.00	0.00	0.00	0.00	0.00	0.00	1,555,000.00	0.00	0.00
Representation Expenses	502135011	3,467,000.00	0.00	0.00	0.00	0.00	0.00	0.00	0.00	0.00	0.00	3,467,000.00	0.00	0.00
Transport & Delivery Expense	502135012	31,703,000.00	0.00	0.00	0.00	0.00	0.00	0.00	0.00	0.00	0.00	31,703,000.00	0.00	0.00
Membership Dues & Cont. to Org.	502135013	136,000.00	0.00	0.00	0.00	0.00	0.00	0.00	0.00	0.00	0.00	136,000.00	0.00	0.00
ICT Software Subscription	502135014	450,000.00	0.00	0.00	0.00	0.00	0.00	0.00	0.00	0.00	0.00	450,000.00	0.00	0.00
Cloud Computing Services	502135015	460,000.00	0.00	0.00	0.00	0.00	0.00	0.00	0.00	0.00	0.00	460,000.00	0.00	0.00
Lib. & Other Reading Mat. Subscription	502135016	677,000.00	0.00	0.00	0.00	0.00	0.00	0.00	0.00	0.00	0.00	677,000.00	0.00	0.00
Other Subscription Expenses	502135017	19,000.00	0.00	0.00	0.00	0.00	0.00	0.00	0.00	0.00	0.00	19,000.00	0.00	0.00
Donation	502135018	300,000.00	0.00	0.00	0.00	0.00	0.00	0.00	0.00	0.00	0.00	300,000.00	0.00	0.00
Other MOOE	502135019	130,466,000.00	0.00	0.00	0.00	0.00	0.00	0.00	0.00	0.00	0.00	130,466,000.00	0.00	0.00
<b>TOTAL MOOE</b>		<b>130,466,000.00</b>	<b>0.00</b>	<b>0.00</b>	<b>0.00</b>	<b>0.00</b>	<b>0.00</b>	<b>0.00</b>	<b>0.00</b>	<b>0.00</b>	<b>0.00</b>	<b>130,466,000.00</b>	<b>0.00</b>	<b>0.00</b>
Capital Outlay	506040001	0.00	0.00	0.00	0.00	0.00	0.00	0.00	0.00	0.00	0.00	0.00	0.00	0.00
Motor Vehicles	506040002	0.00	0.00	0.00	0.00	0.00	0.00	0.00	0.00	0.00	0.00	0.00	0.00	0.00
Furniture and Fixtures	506040003	0.00	0.00	0.00	0.00	0.00	0.00	0.00	0.00	0.00	0.00	0.00	0.00	0.00
ICT Software	506040004	0.00	0.00	0.00	0.00	0.00	0.00	0.00	0.00	0.00	0.00	0.00	0.00	0.00
Building & Structure	106040000	0.00	0.00	0.00	0.00	0.00	0.00	0.00	0.00	0.00	0.00	0.00	0.00	0.00
Other Infra Assets	106039000	0.00	0.00	0.00	0.00	0.00	0.00	0.00	0.00	0.00	0.00	0.00	0.00	0.00
<b>TOTAL CAPITAL OUTLAY</b>		<b>0.00</b>	<b>0.00</b>	<b>0.00</b>	<b>0.00</b>	<b>0.00</b>	<b>0.00</b>	<b>0.00</b>	<b>0.00</b>	<b>0.00</b>	<b>0.00</b>	<b>0.00</b>	<b>0.00</b>	<b>0.00</b>
<b>TOTAL PS/MOOE/CO</b>		<b>130,466,000.00</b>	<b>0.00</b>	<b>0.00</b>	<b>0.00</b>	<b>0.00</b>	<b>0.00</b>	<b>0.00</b>	<b>0.00</b>	<b>0.00</b>	<b>0.00</b>	<b>130,466,000.00</b>	<b>0.00</b>	<b>0.00</b>
<b>B. AUTOMATIC APPROPRIATIONS</b>		<b>9,519,000.00</b>	<b>0.00</b>	<b>0.00</b>	<b>0.00</b>	<b>0.00</b>	<b>0.00</b>	<b>0.00</b>	<b>0.00</b>	<b>0.00</b>	<b>0.00</b>	<b>9,519,000.00</b>	<b>0.00</b>	<b>0.00</b>
Retirement and Life Ins. Premium	501000000	9,519,000.00	0.00	0.00	0.00	0.00	0.00	0.00	0.00	0.00	0.00	9,519,000.00	0.00	0.00
<b>Total Automatic Appropriations</b>		<b>9,519,000.00</b>	<b>0.00</b>	<b>0.00</b>	<b>0.00</b>	<b>0.00</b>	<b>0.00</b>	<b>0.00</b>	<b>0.00</b>	<b>0.00</b>	<b>0.00</b>	<b>9,519,000.00</b>	<b>0.00</b>	<b>0.00</b>
<b>C. SPECIAL PURPOSE FUND</b>		<b>0.00</b>	<b>0.00</b>	<b>0.00</b>	<b>0.00</b>	<b>0.00</b>	<b>0.00</b>	<b>0.00</b>	<b>0.00</b>	<b>0.00</b>	<b>0.00</b>	<b>0.00</b>	<b>0.00</b>	<b>0.00</b>
PENSION GRATUITY FUND		0.00	0.00	0.00	0.00	0.00	0.00	0.00	0.00	0.00	0.00	0.00	0.00	0.00
MPBF-FS		0.00	0.00	0.00	0.00	0.00	0.00	0.00	0.00	0.00	0.00	0.00	0.00	0.00
MPBF-MOOE		0.00	0.00	0.00	0.00	0.00	0.00	0.00	0.00	0.00	0.00	0.00	0.00	0.00
<b>Total Special Purpose Fund</b>		<b>0.00</b>	<b>0.00</b>	<b>0.00</b>	<b>0.00</b>	<b>0.00</b>	<b>0.00</b>	<b>0.00</b>	<b>0.00</b>	<b>0.00</b>	<b>0.00</b>	<b>0.00</b>	<b>0.00</b>	<b>0.00</b>
<b>GRAND TOTAL</b>		<b>140,485,000.00</b>	<b>0.00</b>	<b>0.00</b>	<b>0.00</b>	<b>0.00</b>	<b>0.00</b>	<b>0.00</b>	<b>0.00</b>	<b>0.00</b>	<b>0.00</b>	<b>140,485,000.00</b>	<b>0.00</b>	<b>0.00</b>

Certified Correct:  MARIBEL B. CORCOS  
 Chief Accountant  
 Date: \_\_\_\_\_

Recommending Approval By:  MARILYN M. JUNIOR  
 Commissioner  
 Date: \_\_\_\_\_

Approved By:  MELZAR B. GARCIA  
 Executive Commissioner  
 Date: \_\_\_\_\_

**List of Allotments and Sub-Allotments  
As of Quarter Ending MARCH 31, 2020**

**Department** : DEPARTMENT OF HUMAN SETTLEMENTS AND URBAN DEVELOPMENT  
**Agency** : HUMAN SETTLEMENTS ADJUDICATION COMMISSION  
**Region/Province/City** : CENTRAL OFFICE AND REGIONAL FIELD OFFICES  
**Fund Source** : 01

No.	Allotments / Sub-Allotments		Funding Source		Allotments / Sub-Allotment Received				Sub-Allotments to Regions / Operating Unit				Total Allotments / Net of Sub-Allotments			
	Number	Date	Description	UACS Code	PS	MOOE	CO	TOTAL	PS	MOOE	CO	TOTAL	PS	MOOE	CO	TOTAL
1	2	3	4	5	6	7	8	9-6+7+8	10	11	12	13=10+11+12	14=6-10	15=7-11	16=8-12	17=14+15+16
<b>A. Allotment Received from DBM</b>																
1	COMPREHENSIVE RELEASE PER ANNEX A AND A-1 PER NBC NO. 578 - CO	01/18/2020	Specific Budgets of National Government Agencies	01101101	56,409,000.00	121,054,000.00		177,463,000.00					56,409,000.00	121,054,000.00		177,463,000.00
2	COMPREHENSIVE RELEASE PER ANNEX A AND A-1 PER NBC NO. 578 - NLR	01/18/2020	Specific Budgets of National Government Agencies	01101101	4,443,000.00	805,000.00		5,248,000.00					4,443,000.00	805,000.00		5,248,000.00
3	COMPREHENSIVE RELEASE PER ANNEX A AND A-1 PER NBC NO. 578 - NTR	01/18/2020	Specific Budgets of National Government Agencies	01101101	5,615,000.00	811,000.00		6,426,000.00					5,615,000.00	811,000.00		6,426,000.00
4	COMPREHENSIVE RELEASE PER ANNEX A AND A-1 PER NBC NO. 578 - NCR	01/18/2020	Specific Budgets of National Government Agencies	01101101	14,783,000.00	1,347,000.00		16,130,000.00					14,783,000.00	1,347,000.00		16,130,000.00
5	COMPREHENSIVE RELEASE PER ANNEX A AND A-1 PER NBC NO. 578 - STR	01/18/2020	Specific Budgets of National Government Agencies	01101101	10,298,000.00	2,166,000.00		12,464,000.00					10,298,000.00	2,166,000.00		12,464,000.00
6	COMPREHENSIVE RELEASE PER ANNEX A AND A-1 PER NBC NO. 578 - BR	01/18/2020	Specific Budgets of National Government Agencies	01101101	3,193,000.00	732,000.00		3,925,000.00					3,193,000.00	732,000.00		3,925,000.00
7	COMPREHENSIVE RELEASE PER ANNEX A AND A-1 PER NBC NO. 578 - WVR	01/18/2020	Specific Budgets of National Government Agencies	01101101	3,555,000.00	721,000.00		4,276,000.00					3,555,000.00	721,000.00		4,276,000.00
8	COMPREHENSIVE RELEASE PER ANNEX A AND A-1 PER NBC NO. 578 - CVR	01/18/2020	Specific Budgets of National Government Agencies	01101101	7,012,000.00	680,000.00		7,692,000.00					7,012,000.00	680,000.00		7,692,000.00
9	COMPREHENSIVE RELEASE PER ANNEX A AND A-1 PER NBC NO. 578 - NMR	01/18/2020	Specific Budgets of National Government Agencies	01101101	2,971,000.00	823,000.00		3,794,000.00					2,971,000.00	823,000.00		3,794,000.00
10	COMPREHENSIVE RELEASE PER ANNEX A AND A-1 PER NBC NO. 578 - SMR	01/18/2020	Specific Budgets of National Government Agencies	01101101	1,936,000.00	1,327,000.00		3,263,000.00					1,936,000.00	1,327,000.00		3,263,000.00
11	COMPREHENSIVE RELEASE THROUGH GARGO/ SARO - CO	01/18/2020	Retirement and Life Insurance Premium	01104102	4,537,000.00			4,537,000.00				0.00	4,537,000.00			4,537,000.00
12	COMPREHENSIVE RELEASE THROUGH GARGO/ SARO - NLR	01/18/2020	Retirement and Life Insurance Premium	01104102	409,000.00			409,000.00				0.00	409,000.00			409,000.00
13	COMPREHENSIVE RELEASE THROUGH GARGO/ SARO - NTR	01/18/2020	Retirement and Life Insurance Premium	01104102	517,000.00			517,000.00				0.00	517,000.00			517,000.00
14	COMPREHENSIVE RELEASE THROUGH GARGO/ SARO - NCR	01/18/2020	Retirement and Life Insurance Premium	01104102	1,370,000.00			1,370,000.00				0.00	1,370,000.00			1,370,000.00
<b>Sub-total</b>								<b>287,812,000.00</b>				<b>0.00</b>	<b>117,648,000.00</b>			<b>287,812,000.00</b>

List of Allotments and Sub-Allotments  
As of Quarter Ending **MARCH 31, 2020**


Department : DEPARTMENT OF HUMAN SETTLEMENTS AND URBAN DEVELOPMENT  
 Agency : HUMAN SETTLEMENTS ADJUDICATION COMMISSION  
 Region/Province/City : CENTRAL OFFICE AND REGIONAL FIELD OFFICES  
 Fund Source : 01


No.	Allotments / Sub-Allotments		Funding Source		Allotments / Sub-Allotment Received					Sub-Allotments to Regions / Operating Unit					Total Allotments / Net of Sub-Allotments						
	Number	Date	Description	UACS Code	PS	MOOE	CO	TOTAL	PS	MOOE	CO	TOTAL	PS	MOOE	CO	TOTAL	PS	MOOE	CO	TOTAL	
1	2	3	4	5	6	7	8	9=6+7+8	10	11	12	13=10+11+12	14=6-10	15=7-11	16=8-12	17=14+15+16					
					117,048,000.00	130,466,000.00	0.00	247,514,000.00	0.00	0.00	0.00	0.00	117,048,000.00	130,466,000.00	0.00	247,514,000.00					
15	COMPREHENSIVE RELEASE THROUGH GARG/ SARO - STR	01/18/2020	Retirement and Life Insurance Premium	01104102	955,000.00			955,000.00				0.00	955,000.00			955,000.00				955,000.00	
16	COMPREHENSIVE RELEASE THROUGH GARG/ SARO - BR	01/18/2020	Retirement and Life Insurance Premium	01104102	287,000.00			287,000.00				0.00	287,000.00			287,000.00				287,000.00	
17	COMPREHENSIVE RELEASE THROUGH GARG/ SARO - WVR	01/18/2020	Retirement and Life Insurance Premium	01104102	333,000.00			333,000.00				0.00	333,000.00			333,000.00				333,000.00	
18	COMPREHENSIVE RELEASE THROUGH GARG/ SARO - CVR	01/18/2020	Retirement and Life Insurance Premium	01104102	655,000.00			655,000.00				0.00	655,000.00			655,000.00				655,000.00	
19	COMPREHENSIVE RELEASE THROUGH GARG/ SARO - NMR	01/18/2020	Retirement and Life Insurance Premium	01104102	276,000.00			276,000.00				0.00	276,000.00			276,000.00				276,000.00	
20	COMPREHENSIVE RELEASE THROUGH GARG/ SARO - SMR	01/18/2020	Retirement and Life Insurance Premium	01104102	180,000.00			180,000.00				0.00	180,000.00			180,000.00				180,000.00	
					119,734,000.00	130,466,000.00	0.00	250,200,000.00	0.00	0.00	0.00	0.00	119,734,000.00	130,466,000.00	0.00	250,200,000.00					250,200,000.00


**List of Allotments and Sub-Allotments  
As of Quarter Ending MARCH 31, 2020**


**Department** : DEPARTMENT OF HUMAN SETTLEMENTS AND URBAN DEVELOPMENT  
**Agency** : HUMAN SETTLEMENTS ADJUDICATION COMMISSION  
**Region/Province/City** : CENTRAL OFFICE AND REGIONAL FIELD OFFICES  
**Fund Source** : 01

No.	Allotments / Sub-Allotments			Funding Source			Allotments / Sub-Allotment Received			Sub-Allotments to Regions / Operating Unit			Total Allotments / Net of Sub-Allotments			
	Number	Date	Description	UACS Code	PS	MOOE	CO	TOTAL	PS	MOOE	CO	TOTAL	PS	MOOE	CO	TOTAL
1	2	3	4	5	6	7	8	9=6+7+8	10	11	12	13=10+11+12	14=6-10	15=7-11	16=8-12	17=14+15+16
					119,734,000.00	130,466,000.00	0.00	250,200,000.00	0.00	0.00	0.00	0.00	119,734,000.00	130,466,000.00	0.00	250,200,000.00
					119,734,000.00	130,466,000.00	0.00	250,200,000.00	0.00	0.00	0.00	0.00	119,734,000.00	130,466,000.00	0.00	250,200,000.00
<b>B. Sub-Allotments Received from Central Office/Regional Office</b>																
1								0.00				0	0.00			0.00
2								0.00				0	0.00			0.00
								0.00				0.00	0.00			0.00
					119,734,000.00	130,466,000.00	0.00	250,200,000.00	0.00	0.00	0.00	0.00	119,734,000.00	130,466,000.00	0.00	250,200,000.00
					9,519,000.00			9,519,000.00				0.00	9,519,000.00			9,519,000.00
					110,215,000.00	130,466,000.00	0.00	240,681,000.00				0.00	110,215,000.00	130,466,000.00		240,681,000.00
								0.00				0.00	0.00			0.00
								0.00				0.00	0.00			0.00
					9,519,000.00			9,519,000.00				0.00	9,519,000.00			9,519,000.00
<b>Summary by Funding Source Code</b>																
					110,215,000.00	130,466,000.00	0.00	240,681,000.00				0.00	110,215,000.00	130,466,000.00		240,681,000.00
								0.00				0.00	0.00			0.00
								0.00				0.00	0.00			0.00
					9,519,000.00			9,519,000.00				0.00	9,519,000.00			9,519,000.00

**Certified Correct:**  **JOREM V. TORRE**  
 Budget Officer

**Certified Correct:**  **MARIZEL B. CORREOS**  
 Chief Accountant

**Recommending Approval:**  **MARYLIN M. PINTOR**  
 Commissioner

**Approved By:**  **MELZAR P. GALICA**  
 Executive Commissioner

STATEMENT OF APPROPRIATIONS, ALLOTMENTS, OBLIGATIONS, DISBURSEMENTS AND BALANCES  
As at the Quarter Ending March 31, 2020

Department : Department of Human Settlements and Urban Development (DHSUD)  
Agency/Entity : Human Settlements Adjudication Commission  
Operating Unit : Central Office  
Organization Code : 39 002 0100000  
Fund Cluster : 01 Regular Agency Fund  
(e.g. UACS Fund Cluster: 01-Regular Agency Fund, 02-Foreign Assisted Projects Fund, 03-Special Account-Locally Funded/Domestic Grants Fund, and 04-Special Account-Foreign Assisted/Foreign Grants Fund)

X	Current Year Appropriations
	Supplemental
	Continuing Appropriations

Particulars	UACS CODE	Current Year Obligations								Current Year Disbursements				Balances							
		Allotments				Adjustments				Transfer To	Transfer From	Adjusted Total Allotments	4th Quarter Ending								
		Authorized Appropriations	Appropriations Transfer Modifications	Adjusted Appropriations	Amounts Received	Adjustments (Reductions, Modifications, Augmentations)	7	8	9				10=(8)-(9)-(4)	1st Quarter Ending March 31	2nd Quarter Ending June 30	3rd Quarter Ending Sept. 30	4th Quarter Ending Dec. 31	TOTAL	Unreleased Appro	Unobligated Allotments	Unpaid Obligations (16-20)-(22-24)
3	4	5=(3+4)	6	7	8	9	10=(8)-(9)-(4)	11	12	13	14	15=(11+12+13+14)	16	17	18	19	20=(16+17+18+19)	21	22	23	24
I. Agency Specific Budget		177,463,000.00	0.00	177,463,000.00	177,463,000.00	0.00	0.00	21,304,863.73	0.00	0.00	0.00	21,304,863.73	14,113,857.50	0.00	0.00	0.00	14,113,857.50	0.00	155,158,136.27	7,199,926.23	0.00
General Management and Supervision	10000100001000	53,381,000.00	0.00	53,381,000.00	53,381,000.00	0.00	0.00	21,292,187.73	0.00	0.00	0.00	21,292,187.73	14,113,857.50	0.00	0.00	0.00	14,113,857.50	0.00	132,088,803.27	7,179,539.23	0.00
PS		35,232,000.00	0.00	35,232,000.00	35,232,000.00	0.00	0.00	18,760,700.50	0.00	0.00	0.00	18,760,700.50	14,113,857.50	0.00	0.00	0.00	14,113,857.50	0.00	16,471,299.50	4,947,943.00	0.00
MOOE		118,129,000.00	0.00	118,129,000.00	118,129,000.00	0.00	0.00	2,531,486.23	0.00	0.00	0.00	2,531,486.23	0.00	0.00	0.00	0.00	0.00	0.00	115,587,503.77	2,531,486.23	0.00
Administration of Personnel Benefits	10000100002000	7,137,000.00	0.00	7,137,000.00	7,137,000.00	0.00	0.00	0.00	0.00	0.00	0.00	0.00	0.00	0.00	0.00	0.00	0.00	0.00	7,137,000.00	0.00	0.00
PS		7,137,000.00	0.00	7,137,000.00	7,137,000.00	0.00	0.00	0.00	0.00	0.00	0.00	0.00	0.00	0.00	0.00	0.00	0.00	0.00	7,137,000.00	0.00	0.00
MOOE		0.00	0.00	0.00	0.00	0.00	0.00	0.00	0.00	0.00	0.00	0.00	0.00	0.00	0.00	0.00	0.00	0.00	0.00	0.00	0.00
CO. Due Process in Resolving Human Settlement Disputes Ensured		16,985,000.00	0.00	16,985,000.00	16,985,000.00	0.00	0.00	12,387.00	0.00	0.00	0.00	12,387.00	0.00	0.00	0.00	0.00	0.00	0.00	16,972,613.00	12,387.00	0.00
HUMAN SETTLEMENTS ADJUDICATION PROGRAM		16,985,000.00	0.00	16,985,000.00	16,985,000.00	0.00	0.00	12,387.00	0.00	0.00	0.00	12,387.00	0.00	0.00	0.00	0.00	0.00	0.00	16,970,213.00	12,387.00	0.00
Conduct of Legal Resolutions and Related Matters	31010010002000	15,222,000.00	0.00	15,222,000.00	15,222,000.00	0.00	0.00	8,837.00	0.00	0.00	0.00	8,837.00	0.00	0.00	0.00	0.00	0.00	0.00	15,213,163.00	8,837.00	0.00
PS		13,298,000.00	0.00	13,298,000.00	13,298,000.00	0.00	0.00	8,837.00	0.00	0.00	0.00	8,837.00	0.00	0.00	0.00	0.00	0.00	0.00	13,289,163.00	8,837.00	0.00
MOOE		1,923,000.00	0.00	1,923,000.00	1,923,000.00	0.00	0.00	0.00	0.00	0.00	0.00	0.00	0.00	0.00	0.00	0.00	0.00	0.00	1,924,026.00	0.00	0.00
Resolution of Cases/Complaints Arising from the Implementation of Laws, Rules and Regulations on Zoning, Subdivision/Condominium Development and Infra and Inter Homeowners Associations Disputes as well as Appeared Cases Pertinent Thereto	31010010002000	1,743,000.00	0.00	1,743,000.00	1,743,000.00	0.00	0.00	5,530.00	0.00	0.00	0.00	5,530.00	0.00	0.00	0.00	0.00	0.00	0.00	1,737,470.00	5,530.00	0.00
PS		741,000.00	0.00	741,000.00	741,000.00	0.00	0.00	0.00	0.00	0.00	0.00	0.00	0.00	0.00	0.00	0.00	0.00	0.00	741,000.00	0.00	0.00
MOOE		1,002,000.00	0.00	1,002,000.00	1,002,000.00	0.00	0.00	5,530.00	0.00	0.00	0.00	5,530.00	0.00	0.00	0.00	0.00	0.00	0.00	996,470.00	5,530.00	0.00
Sub-Total, null		177,463,000.00	0.00	177,463,000.00	177,463,000.00	0.00	0.00	21,304,863.73	0.00	0.00	0.00	21,304,863.73	14,113,857.50	0.00	0.00	0.00	14,113,857.50	0.00	155,158,136.27	7,199,926.23	0.00
PS		56,409,000.00	0.00	56,409,000.00	56,409,000.00	0.00	0.00	18,760,700.50	0.00	0.00	0.00	18,760,700.50	14,113,857.50	0.00	0.00	0.00	14,113,857.50	0.00	37,046,299.50	4,947,943.00	0.00
MOOE		121,054,000.00	0.00	121,054,000.00	121,054,000.00	0.00	0.00	2,543,863.23	0.00	0.00	0.00	2,543,863.23	0.00	0.00	0.00	0.00	0.00	0.00	118,510,136.77	2,543,863.23	0.00
FINEX (If Applicable)		0.00	0.00	0.00	0.00	0.00	0.00	0.00	0.00	0.00	0.00	0.00	0.00	0.00	0.00	0.00	0.00	0.00	0.00	0.00	0.00
CC		0.00	0.00	0.00	0.00	0.00	0.00	0.00	0.00	0.00	0.00	0.00	0.00	0.00	0.00	0.00	0.00	0.00	0.00	0.00	0.00
Sub-Total, I. Agency Specific Budget		177,463,000.00	0.00	177,463,000.00	177,463,000.00	0.00	0.00	21,304,863.73	0.00	0.00	0.00	21,304,863.73	14,113,857.50	0.00	0.00	0.00	14,113,857.50	0.00	155,158,136.27	7,199,926.23	0.00
PS		56,409,000.00	0.00	56,409,000.00	56,409,000.00	0.00	0.00	18,760,700.50	0.00	0.00	0.00	18,760,700.50	14,113,857.50	0.00	0.00	0.00	14,113,857.50	0.00	37,046,299.50	4,947,943.00	0.00
MOOE		121,054,000.00	0.00	121,054,000.00	121,054,000.00	0.00	0.00	2,543,863.23	0.00	0.00	0.00	2,543,863.23	0.00	0.00	0.00	0.00	0.00	0.00	118,510,136.77	2,543,863.23	0.00
FINEX (If Applicable)		0.00	0.00	0.00	0.00	0.00	0.00	0.00	0.00	0.00	0.00	0.00	0.00	0.00	0.00	0.00	0.00	0.00	0.00	0.00	0.00
CC		0.00	0.00	0.00	0.00	0.00	0.00	0.00	0.00	0.00	0.00	0.00	0.00	0.00	0.00	0.00	0.00	0.00	0.00	0.00	0.00



Department of Human Settlements and Urban Development (DHSUD)  
 Agency/Unit : Human Settlements Adjudication Commission  
 Operating Unit : Central Office  
 Organization Code : 39 002 0100000  
 Fund Cluster : 01 Regular Agency Fund  
 (e.g. UACS Fund Cluster: 01-Regular Agency Fund, 02-Foreign Assisted Projects Fund, 03-Special Account-Locally Funded/Domestic Grants Fund, and 04-Special Account-Foreign Assisted/Foreign Grants Fund)


Current Year Appropriations Supplemental Continuing Appropriations  
 X  
 \_\_\_\_\_  
 \_\_\_\_\_

Particulars	UNCS CODE	Current Year Obligations										Current Year Disbursements				Balances								
		Authorized Appropriations	Appropriations Transferred/Modifications	Adjusted Appropriations	Adjustments (Reductions/Modifications/Appropriations)	Transfer To	Transfer From	Adjusted Total Allocations	1st Quarter Ending March 31	2nd Quarter Ending June 30	3rd Quarter Ending Sept. 30	4th Quarter Ending Dec. 31	TOTAL	1st Quarter Ending March 31	2nd Quarter Ending June 30	3rd Quarter Ending Sept. 30	4th Quarter Ending Dec. 31	TOTAL	Unvenc'd Appro	Unobligated Amount	Unpaid Obligations (18-20)(23-24) (not for Data and Summary)			
1	2	4,537,000.00	0.00	4,537,000.00	0.00	0.00	4,537,000.00	1,494,484.45	0.00	0.00	0.00	0.00	0.00	1,494,484.45	987,795.09	0.00	0.00	0.00	0.00	987,795.09	0.00	3,042,515.55	498,899.36	0.00
II. Automatic Appropriations		4,537,000.00	0.00	4,537,000.00	0.00	0.00	4,537,000.00	1,494,484.45	0.00	0.00	0.00	0.00	0.00	1,494,484.45	987,795.09	0.00	0.00	0.00	0.00	987,795.09	0.00	3,042,515.55	498,899.36	0.00
Specific Budgets of National Government Agencies		4,537,000.00	0.00	4,537,000.00	0.00	0.00	4,537,000.00	1,494,484.45	0.00	0.00	0.00	0.00	0.00	1,494,484.45	987,795.09	0.00	0.00	0.00	0.00	987,795.09	0.00	3,042,515.55	498,899.36	0.00
Retirement and Life Insurance Premiums		4,537,000.00	0.00	4,537,000.00	0.00	0.00	4,537,000.00	1,494,484.45	0.00	0.00	0.00	0.00	0.00	1,494,484.45	987,795.09	0.00	0.00	0.00	0.00	987,795.09	0.00	3,042,515.55	498,899.36	0.00
PS		4,537,000.00	0.00	4,537,000.00	0.00	0.00	4,537,000.00	1,494,484.45	0.00	0.00	0.00	0.00	0.00	1,494,484.45	987,795.09	0.00	0.00	0.00	0.00	987,795.09	0.00	3,042,515.55	498,899.36	0.00
Sub-total II. Automatic Appropriations		4,537,000.00	0.00	4,537,000.00	0.00	0.00	4,537,000.00	1,494,484.45	0.00	0.00	0.00	0.00	0.00	1,494,484.45	987,795.09	0.00	0.00	0.00	0.00	987,795.09	0.00	3,042,515.55	498,899.36	0.00
PS		4,537,000.00	0.00	4,537,000.00	0.00	0.00	4,537,000.00	1,494,484.45	0.00	0.00	0.00	0.00	0.00	1,494,484.45	987,795.09	0.00	0.00	0.00	0.00	987,795.09	0.00	3,042,515.55	498,899.36	0.00
MOOE		0.00	0.00	0.00	0.00	0.00	0.00	0.00	0.00	0.00	0.00	0.00	0.00	0.00	0.00	0.00	0.00	0.00	0.00	0.00	0.00	0.00	0.00	0.00
FINEX		0.00	0.00	0.00	0.00	0.00	0.00	0.00	0.00	0.00	0.00	0.00	0.00	0.00	0.00	0.00	0.00	0.00	0.00	0.00	0.00	0.00	0.00	0.00
CO		0.00	0.00	0.00	0.00	0.00	0.00	0.00	0.00	0.00	0.00	0.00	0.00	0.00	0.00	0.00	0.00	0.00	0.00	0.00	0.00	0.00	0.00	0.00
GRAND TOTAL		182,000,000.00	0.00	182,000,000.00	0.00	0.00	182,000,000.00	22,799,948.18	0.00	0.00	0.00	0.00	0.00	22,799,948.18	15,111,452.99	0.00	0.00	0.00	0.00	15,111,452.99	0.00	159,200,851.92	7,897,595.98	0.00
PS		80,946,000.00	0.00	80,946,000.00	0.00	0.00	80,946,000.00	20,255,164.95	0.00	0.00	0.00	0.00	0.00	20,255,164.95	15,111,452.99	0.00	0.00	0.00	0.00	15,111,452.99	0.00	40,866,815.05	5,143,732.39	0.00
MOOE		121,054,000.00	0.00	121,054,000.00	0.00	0.00	121,054,000.00	2,543,883.23	0.00	0.00	0.00	0.00	0.00	2,543,883.23	0.00	0.00	0.00	0.00	0.00	0.00	0.00	118,510,136.77	2,543,883.23	0.00


Reconciliation by CO:

Particulars	UNCS CODE	Authorized Appropriations	Adjusted Appropriations	Unvenc'd Appro	Unobligated Amount	Unpaid Obligations (18-20)(23-24)
Agency Specific Budget		16,985,000.00	16,985,000.00	0.00	16,985,833.00	12,367.00
HUMAN SETTLEMENTS ADJUDICATION PROGRAM		16,985,000.00	16,985,000.00	0.00	16,985,833.00	12,367.00


Certified Correct:

  
**JOREN V. TORRE**  
 Budget Officer  
 ZUZU-UB-19  
 Date: 11/28/16

Certified Correct:

  
**MARIZEL B. COMARES**  
 Chief Accountant  
 ZUZU-UB-19  
 Date: 11/28/16

Recommending Approval:

  
**MARYLIN M. PINTOR**  
 Commissioner  
 Date: 2020-05-19 11:29

Approved By:

  
**MELZAR P. GALICA**  
 Executive Commissioner  
 Date: 2020-05-19 11:33



Particulars	UACS CODE	Appropriations				Adjustments				Allocations				Disbursements				Balances				
		Authorized Appropriations	Transfer Modifications (Appropriations)	Adjusted Appropriations	Amounts Reserved	Adjustments (Additions/Deletions/ Appropriations)	Transfer To	Transfer From	Adjusted Amounts	1st Quarter Ending March 31	2nd Quarter Ending June 30	3rd Quarter Ending Sept. 30	4th Quarter Ending Dec. 31	TOTAL	1st Quarter Ending March 31	2nd Quarter Ending June 30	3rd Quarter Ending Sept. 30	4th Quarter Ending Dec. 31	TOTAL	Unreleased Appropriations	Unpaid Obligations (16-59-25254) See Vol on Enclosure	
		1	2	3	4	5	6	7	8	9	10	11	12	13	14	15	16	17	18	19	20	21
Other Personnel Benefits	5010403000	7,231,000.00	0.00	7,231,000.00	7,231,000.00	0.00	0.00	0.00	7,231,000.00	0.00	0.00	0.00	0.00	0.00	0.00	0.00	0.00	0.00	0.00	0.00	0.00	0.00
Terminal Leave Benefits	5010403001	7,137,000.00	0.00	7,137,000.00	7,137,000.00	0.00	0.00	0.00	7,137,000.00	0.00	0.00	0.00	0.00	0.00	0.00	0.00	0.00	0.00	0.00	0.00	0.00	0.00
Other Personnel Benefits	5010403010	94,000.00	0.00	94,000.00	94,000.00	0.00	0.00	0.00	94,000.00	0.00	0.00	0.00	0.00	0.00	0.00	0.00	0.00	0.00	0.00	0.00	0.00	0.00
Lump-sum for Ship Incentives - Length of Service		121,056,000.00	0.00	121,056,000.00	121,056,000.00	0.00	0.00	0.00	121,056,000.00	2,394,281.73	0.00	0.00	0.00	0.00	0.00	0.00	0.00	0.00	0.00	0.00	0.00	0.00
Maintenance and Other Operating Expenses	5020103000	1,009,000.00	0.00	1,009,000.00	1,009,000.00	0.00	0.00	0.00	1,009,000.00	91,769.67	0.00	0.00	0.00	0.00	0.00	0.00	0.00	0.00	0.00	0.00	0.00	0.00
Traveling Expenses - Local	5020103001	1,009,000.00	0.00	1,009,000.00	1,009,000.00	0.00	0.00	0.00	1,009,000.00	91,769.67	0.00	0.00	0.00	0.00	0.00	0.00	0.00	0.00	0.00	0.00	0.00	0.00
Training and Scholarship Expenses	5020203000	2,861,000.00	0.00	2,861,000.00	2,861,000.00	0.00	0.00	0.00	2,861,000.00	376,848.48	0.00	0.00	0.00	0.00	0.00	0.00	0.00	0.00	0.00	0.00	0.00	0.00
Training Expenses	5020203002	2,861,000.00	0.00	2,861,000.00	2,861,000.00	0.00	0.00	0.00	2,861,000.00	376,848.48	0.00	0.00	0.00	0.00	0.00	0.00	0.00	0.00	0.00	0.00	0.00	0.00
Supplies and Materials Expenses	5020303000	8,989,000.00	0.00	8,989,000.00	8,989,000.00	0.00	0.00	0.00	8,989,000.00	20,000.00	0.00	0.00	0.00	0.00	0.00	0.00	0.00	0.00	0.00	0.00	0.00	0.00
Office Supplies Expenses	5020303002	8,336,000.00	(143,909.50)	8,192,090.50	8,336,000.00	(143,909.50)	0.00	0.00	8,192,090.50	20,000.00	0.00	0.00	0.00	0.00	0.00	0.00	0.00	0.00	0.00	0.00	0.00	0.00
Fuel, Oil and Lubricants Expenses	5020303005	650,000.00	0.00	650,000.00	650,000.00	0.00	0.00	0.00	650,000.00	0.00	0.00	0.00	0.00	0.00	0.00	0.00	0.00	0.00	0.00	0.00	0.00	0.00
Semi-Conductible Machinery and Equipment Expenses	5020323000	20,185.00	0.00	20,185.00	20,185.00	0.00	0.00	0.00	20,185.00	0.00	0.00	0.00	0.00	0.00	0.00	0.00	0.00	0.00	0.00	0.00	0.00	0.00
Spent-Expendable Furniture, Fixtures and Boods Expenses	5020323000	122,500.00	0.00	122,500.00	122,500.00	0.00	0.00	0.00	122,500.00	0.00	0.00	0.00	0.00	0.00	0.00	0.00	0.00	0.00	0.00	0.00	0.00	0.00
Other Supplies and Materials Expenses	5020393000	1,224.50	0.00	1,224.50	1,224.50	0.00	0.00	0.00	1,224.50	0.00	0.00	0.00	0.00	0.00	0.00	0.00	0.00	0.00	0.00	0.00	0.00	0.00
Utility Expenses	5020403000	5,561,000.00	0.00	5,561,000.00	5,561,000.00	0.00	0.00	0.00	5,561,000.00	0.00	0.00	0.00	0.00	0.00	0.00	0.00	0.00	0.00	0.00	0.00	0.00	0.00
Water Expenses	5020401000	1,346,000.00	0.00	1,346,000.00	1,346,000.00	0.00	0.00	0.00	1,346,000.00	0.00	0.00	0.00	0.00	0.00	0.00	0.00	0.00	0.00	0.00	0.00	0.00	0.00
Electricity Expenses	5020402000	4,215,000.00	0.00	4,215,000.00	4,215,000.00	0.00	0.00	0.00	4,215,000.00	0.00	0.00	0.00	0.00	0.00	0.00	0.00	0.00	0.00	0.00	0.00	0.00	0.00
Communication Expenses	5020503000	13,895,000.00	0.00	13,895,000.00	13,895,000.00	0.00	0.00	0.00	13,895,000.00	35,714.31	0.00	0.00	0.00	0.00	0.00	0.00	0.00	0.00	0.00	0.00	0.00	0.00
Postage and Courier Services	5020501000	3,432,000.00	0.00	3,432,000.00	3,432,000.00	0.00	0.00	0.00	3,432,000.00	14,393.00	0.00	0.00	0.00	0.00	0.00	0.00	0.00	0.00	0.00	0.00	0.00	0.00
Telephone Expenses		9,607,000.00	0.00	9,607,000.00	9,607,000.00	0.00	0.00	0.00	9,607,000.00	21,351.31	0.00	0.00	0.00	0.00	0.00	0.00	0.00	0.00	0.00	0.00	0.00	0.00
Mobile	5020502001	1,860,000.00	0.00	1,860,000.00	1,860,000.00	0.00	0.00	0.00	1,860,000.00	21,351.31	0.00	0.00	0.00	0.00	0.00	0.00	0.00	0.00	0.00	0.00	0.00	0.00
Landline	5020502002	7,747,000.00	0.00	7,747,000.00	7,747,000.00	0.00	0.00	0.00	7,747,000.00	0.00	0.00	0.00	0.00	0.00	0.00	0.00	0.00	0.00	0.00	0.00	0.00	0.00
Internet Subscription Expenses	5020503000	896,000.00	0.00	896,000.00	896,000.00	0.00	0.00	0.00	896,000.00	0.00	0.00	0.00	0.00	0.00	0.00	0.00	0.00	0.00	0.00	0.00	0.00	0.00
Cable, Satellite, Telegraph and Radio Expenses	5020504000	50,000.00	0.00	50,000.00	50,000.00	0.00	0.00	0.00	50,000.00	0.00	0.00	0.00	0.00	0.00	0.00	0.00	0.00	0.00	0.00	0.00	0.00	0.00
Confidential, Intelligence and Extraordinary	5021000000	603,000.00	0.00	603,000.00	603,000.00	0.00	0.00	0.00	603,000.00	80,000.00	0.00	0.00	0.00	0.00	0.00	0.00	0.00	0.00	0.00	0.00	0.00	0.00
Extraordinary and Miscellaneous Expenses	5021003000	603,000.00	0.00	603,000.00	603,000.00	0.00	0.00	0.00	603,000.00	80,000.00	0.00	0.00	0.00	0.00	0.00	0.00	0.00	0.00	0.00	0.00	0.00	0.00
Professional Services	5021100000	479,000.00	268,209.50	747,209.50	479,000.00	268,209.50	0.00	0.00	747,209.50	339,447.50	0.00	0.00	0.00	0.00	0.00	0.00	0.00	0.00	0.00	0.00	0.00	0.00
Legal Services		0.00	0.00	0.00	0.00	0.00	0.00	0.00	0.00	0.00	0.00	0.00	0.00	0.00	0.00	0.00	0.00	0.00	0.00	0.00	0.00	0.00